


# The Sundial Primer

Relógio  
Bifiliar Universal

Leste

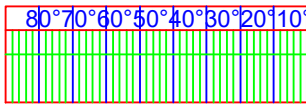
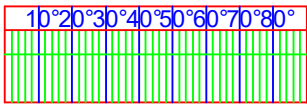



Suporte das placas do  
mostrador Norte e Sul

The Sundial  
Primer

Relógio  
Bifiliar Universal

Oeste



Recorte todas as peças com cuidado e cole-as numa placa de isopor de 1/2", exceto os quatro pequenos retângulos.

Escalas de  
Latitude

Guias de arame Leste e Oeste. Alinhe as bordas com o topo da placa do mostrador.

90°

90°

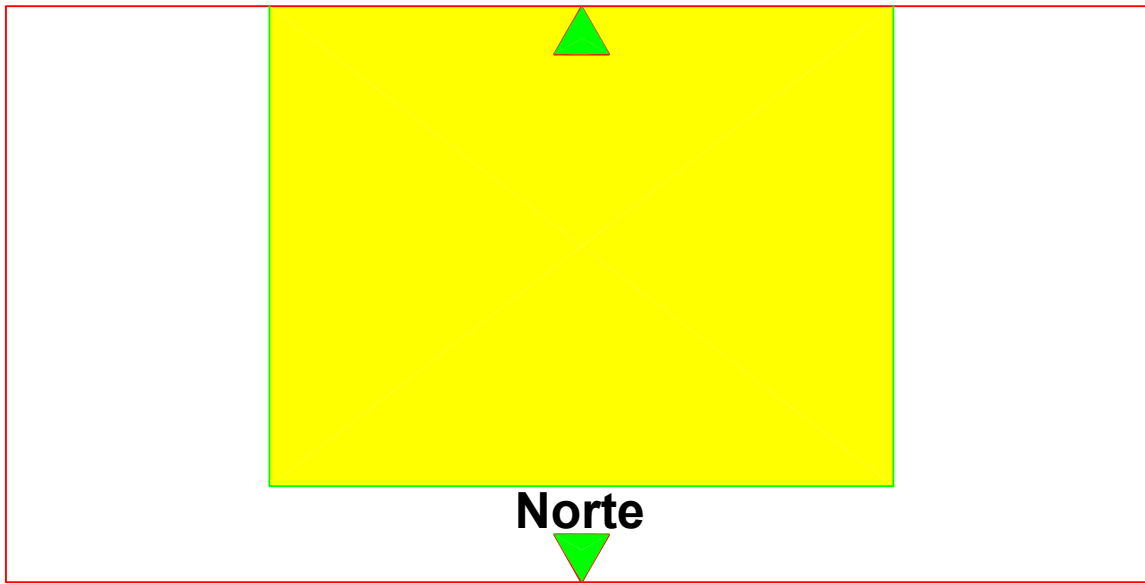
LATITUDE 0°

0° LATITUDE

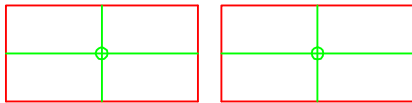
Oeste

Leste

Cole as escalas de latitude para as guias de arame Leste e Oeste, usando as marcas de graus como guias.

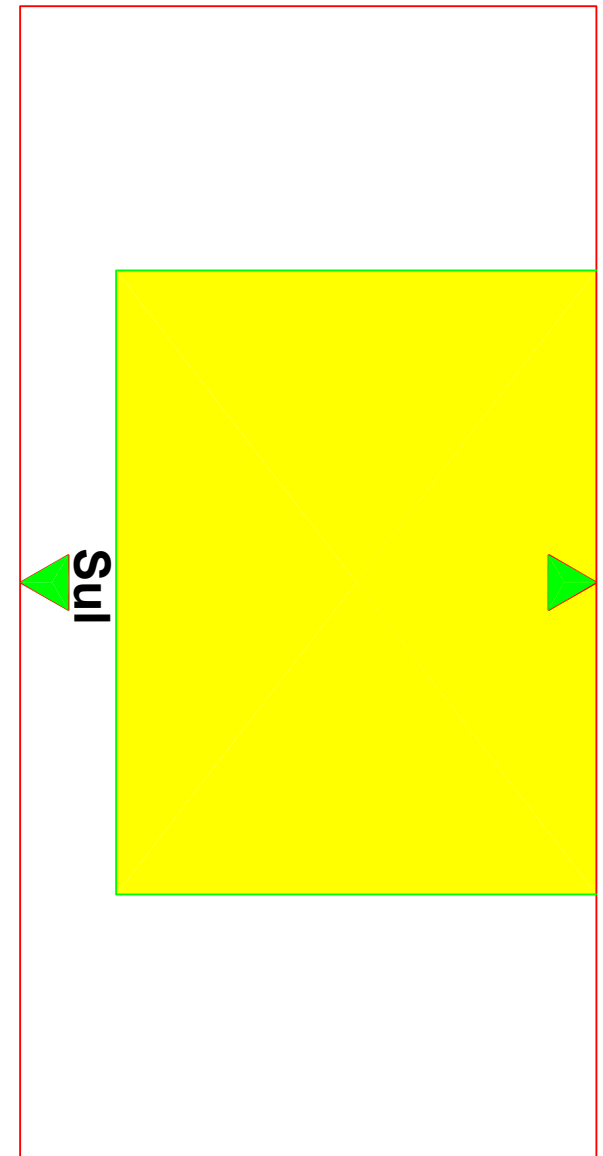
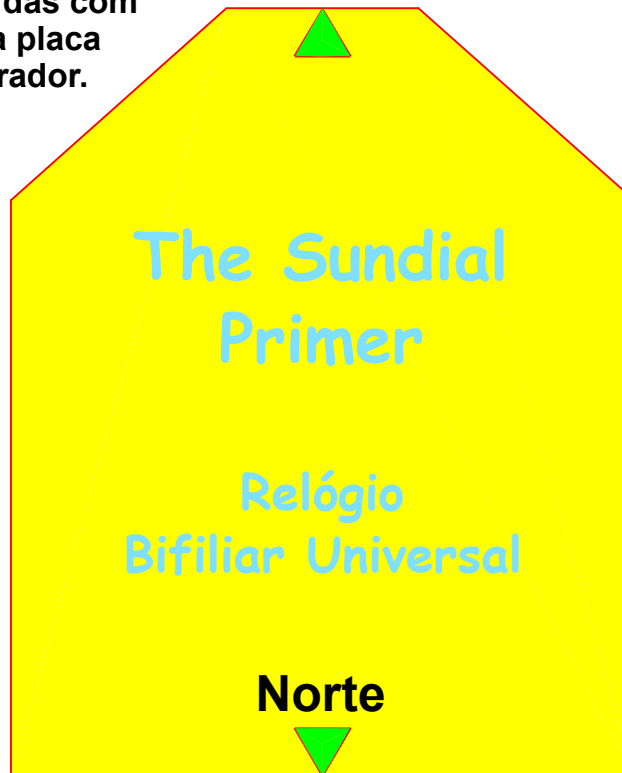
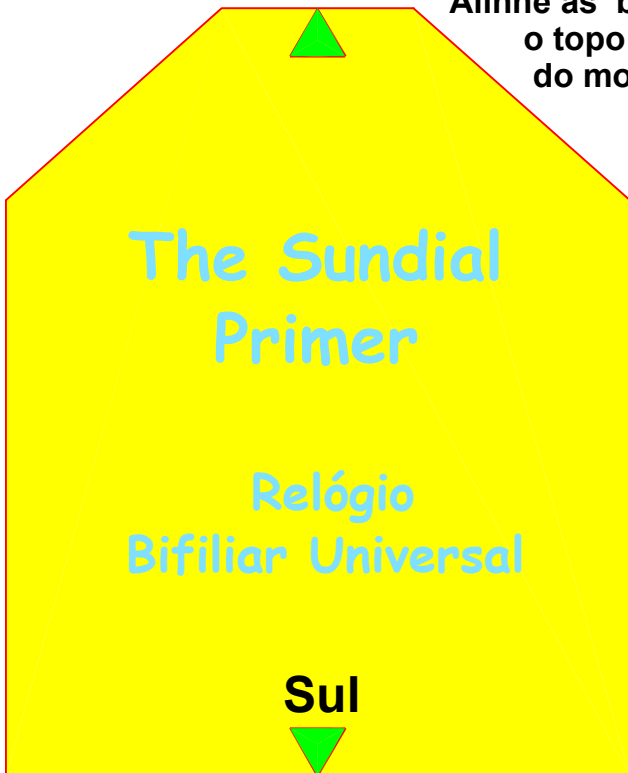


Suporte das placas do mostrador Norte e Sul



Marcadores de centro Norte e Sul. Guias de arame Norte e Sul. Alinhe as bordas com o topo da placa do mostrador.

Cole os marcadores de centro Norte e Sul no topo das guias de arame Norte e Sul.



A placa do mostrador está conectada ao topo dos seus quatro suportes. Cole os quatro fios guias para os suportes laterais, usando as NOVAS marcas como guias.